



**NEW GREENFIELD**  
Oil-Rubbed Bronze



**OAK PARK**  
Patina



**MONTEREY**  
Satin Nickel or Patina




**PRAIRIE BEVEL**  
Patina



**MADISON**  
Nickel Vein Wrought Iron



**NEW TOPAZ**  
Patina



PRAIRIE BEVEL GLASS DESIGN  
Patina Caming




OAK PARK GLASS DESIGN:  
Full Doorlight 686-KP

# CRAFTSMAN

Simple designs inspired by nature.

Simple designs inspired by nature are the hallmarks of the Craftsman style. These beautiful geometric designs cast intricate patterns of sunlight into the interior spaces of your home. Handcrafted glass honors the Craftsman reverence for fine material with coming options that blend beautifully with finishes inside and outside the home. Optional screw hole covers for the Craftsman frame include both pyramid and domed designs.

CRAFTSMAN, PRAIRIE, ARTS & CRAFTS, BUNGALOW, MISSION



PYRAMID



DOMED



GREENFIELD




OAK PARK



MONTEREY



PRAIRIE BEVEL



MADISON



TOPAZ



OAK PARK GLASS DESIGN:  
Craftsman Dootlight 814-KP



CRAFTSMAN

OAK PARK GLASS DESIGN  
Patina Coming



GREENFIELD GLASS DESIGN:  
Camber Top Craftsman Doorlights, Double Door 816-GRF




**NEW GREENFIELD**

©2010 ODL

Group A

Oil-Rubbed Bronze Caming  
Thin Reed Glass | Small Hammered Glass |  
Pale Amber & Olive Soft Wave Glass

Privacy Rating = 7



Camber Top  
Craftsman Doorlight  
**NEW 816-GRF\***  
Craftsman Sidelight  
**NEW 819-GRF\***



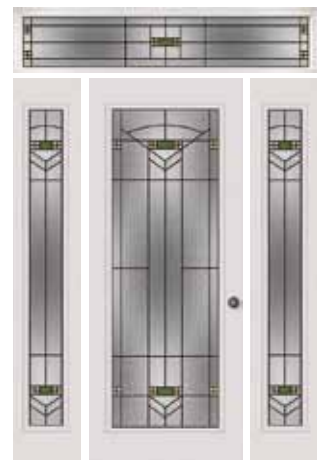
Rectangular  
Craftsman Doorlight  
**NEW 814-GRF\***



3/4 Doorlight **NEW 607-GRF**  
3/4 Sidelight **NEW 422-GRF**



Full Doorlights, Double Door **NEW 686-GRF**



Full Doorlight **NEW 686-GRF**  
Full Sidelights **NEW 694/690-GRF**  
Rectangular Transom **NEW 521-GRF**

\*3'0" door only. Model 800 series Craftsman frames are a flat profile that is different from the traditional profile. Please note this when matching with sidelights.



# OAK PARK

©2003 ODL

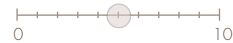


Group B

Patina Caming

Clear Bevels | Crinkle Glass | Thin Reed Glass | Seedy Glass

Privacy Rating = 5



Camber Top  
Craftsman Doorlight 816-KP\*  
Craftsman Sidelight 819-KP\*



Half Doorlight 684-KP  
Half Sidelight 692-KP

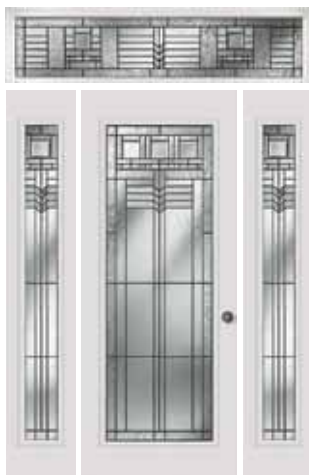


3/4 Doorlight 607-KP  
3/4 Sidelight 422-KP

\*3'0" door only. Model 800 series Craftsman frames are a flat profile that is different from the traditional profile. Please note this when matching with sidelights.



Rectangular  
Craftsman Doorlight  
814-KP\*



Full Doorlight 686-KP  
Full Sidelights 694/690-KP  
Rectangular Transom  
506/507/521-KP



Full 8'0" Doorlight 612-KP  
Full 8'0" Sidelight 493-KP



OAK PARK GLASS DESIGN:  
3/4 Doorlight 607-KP, Full Sidelights 694/690-KP  
Rectangular Transom 507-KP



MONTEREY

©2007 ODL

Group B

Patina or Satin Nickel Caming  
Clear Bevels | Granite Glass | Micro-Granite Glass

Privacy Rating = 7



Camber Top  
Craftsman Doorlight 816-MO\*  
Craftsman Sidelight 819-MO\*



Rectangular  
Craftsman Doorlight  
814-MO\*



3/4 Doorlight 607-MO  
3/4 Sidelight 422-MO

\*3'0" door only. Model 800 series Craftsman frames are a flat profile that is different from the traditional profile. Please note this when matching with sidelights.




Full Doorlights, Double Door 686-MO



Full Doorlight 686-MO  
Full Sidelights 694/690-MO  
Rectangular Transom 507-MO

MONTEREY GLASS DESIGN:  
Full Doorlight 686-MO, Full Sidelights 694/690-MO



# PRAIRIE BEVEL

©2005 ODL

Group C



Patina Caming

Clear Bevels | Thin Reed Glass | Eaton Glass | Granite Glass

Privacy Rating = 6



Half Doorlight 684-PR  
Half Sidelight 692-PR



3/4 Doorlight 607-PR  
3/4 Sidelight 422-PR



Camber Top  
Craftsman Doorlight 816-PR\*  
Craftsman Sidelight 819-PR\*



Rectangular  
Craftsman Doorlight  
814-PR\*

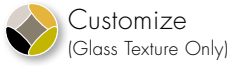


Full Doorlight 686-PR  
Full Sidelights 694/690-PR  
Rectangular Transom 506/507-PR

\*3'0" door only. Model 800 series Craftsman frames are a flat profile that is different from the traditional profile. Please note this when matching with sidelights.



PRAIRIE BEVEL GLASS DESIGN: Full Doorlight 686-PR, Full Sidelights 694/690-PR



# MADISON

©2007 ODL

Group C

Nickel Vein Wrought Iron  
Micro-Cubed Glass

Privacy Rating = 9



Full 8'0" Doorlight 612-MI  
Full 8'0" Sidelight 493-MI



Full Doorlight 686-MI  
Full Sidelight 694/690-MI



Camber Top  
Craftsman Doorlight 816-MI\*  
Craftsman Sidelights 819-MI\*



3/4 Doorlight 607-MI  
3/4 Sidelight 422-MI



Rectangular  
Craftsman Doorlight  
814-MI\*

\*3'0" door only. Model 800 series Craftsman frames are a flat profile that is different from the traditional profile. Please note this when matching with sidelights.



MADISON GLASS DESIGN: Rectangular Craftsman Doorlight 814-MI, Craftsman Sidelights 819-MI



# NEW TOPAZ

©2010 ODL

Group D



Patina Caming

Micro-Granite Glass | Bronze Soft Wave Glass | Thin Reed Glass | Clear Bevels

Privacy Rating = 9



Half Doorlight **NEW** 684-TPZ  
Half Sidelight **NEW** 692-TPZ




3/4 Doorlight **NEW** 607-TPZ  
3/4 Sidelight **NEW** 422-TPZ



Camber Top  
Craftsman Doorlight **NEW** 816-TPZ\*  
Craftsman Sidelight **NEW** 819-TPZ\*



Rectangular  
Craftsman Doorlight  
**NEW** 814-TPZ\*



Full Doorlight **NEW** 686-TPZ  
Full Sidelight **NEW** 694/690-TPZ

\*3'0" door only. Model 800 series Craftsman frames are a flat profile that is different from the traditional profile. Please note this when matching with sidelights.





TOPAZ GLASS DESIGN: Full Doorlight 686-TPZ, Rectangular Transom 517-CL